

# DRESS SOMMIER

R&S DUOMO DESIGN



**Struttura:** Base in alluminio Alu-Beds®, completamente smontabile. Piano letto a doghe di faggio con regolatori di rigidità. Imbottitura in poliuretano a densità differenziata, con ovatta sintetica e vellutino termolegato.

Base Contenitore con rete in alluminio Alu-Beds® smontabile. Altezza utile interna 17 cm. DRESS SOMMIER: abbinamento perfetto con la Testiera Dress (vedi dati tecnici pag. 289).

**Piedini:** Legno finiture wengè, noce e nero abs.

**Rivestimento:** Si consigliano tessuti leggeri, sfoderabile.

**Cucitura:** Fondo libero, senza velcro con coprire in tessuto, nella base contenitore è escluso il coprire.

**Frame:** The base is in Alu-Beds® aluminum and can be fully dismantled. Bed base with firmness-adjustable beech slats. Upholstered in polyurethane with differentiated density and covered with synthetic cotton wool and thermobonded velveteen.

Storage Base with detachable Alu-Beds® aluminum bed frame. Available height inside: 17 cm.

DRESS SOMMIER bed: perfect match with the Dress Headboard (view technical data page 289).

**Feet:** Solid wood finishes wengè, walnut and black in abs.

**Covering:** We recommend lightweight fabrics, removable.

**Seams:** Loose bed base cover, without velcro. Storage Base, finish fixed with velcro only on the upper side, not included base cover.



## MATERASSI / MATTRESSES:

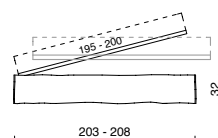
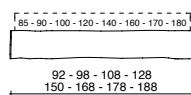
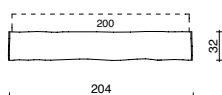
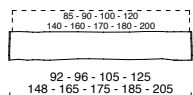
L. 85-90-100-120-140-160-170-180-200 P. 200

L. 85-90-100-120-140-160-170-180 P.195-200

Base Contenitore / Storage Base

## DRESS SOMMIER

## BASE CONTENITORE A 1 APERTURA O A 2 POSIZIONI SINGLE-OPENING OR DUAL-POSITION STORAGE BASE



# LERA SOMMIER

R&S DUOMO DESIGN



**Struttura:** Lera - Sommier base in alluminio completamente smontabile in due altezze: h. 27 cm - h. 40 cm. Piano letto a doghe di faggio con regolatori di rigidità o pianale ortopedico in multistrato di betulla verniciato nei colori della struttura.

**Finiture epossidiche Sommier:** Bianco, Sablé, Moka, Ardesia, Panna, Bronzo, Bronzo Anodic, Bronzo Safari, Oro Sabbia, Oro Ambra, Champagne, Grafite, Argento, Manganese.

**Frame:** The Lera - Sommier bed has a fully detachable aluminium base, available in two heights: 27 cm or 40 cm. Bed base with firmness-adjustable beech slats or orthopaedic base in birch plywood, painted to match the colour of the structure.

**Sommier epoxy finish:** White, Sablé, Moka, Ardesia, Panna, Bronze, Anodic Bronze, Safari Bronze, Oro Sabbia, Amber Gold, Champagne, Graphite, Silver, Manganese.



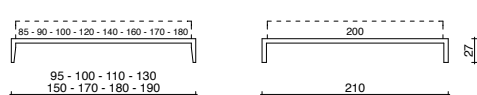
## MATERASSI / MATTRESSES:

L. 85 - 90 - 100 - 120 - 140 - 160 - 170 - 180 P. 200 (Lera Sommier)


L. 140 - 160 - 170 - 180 P. 200 (Lera Sommier Alto)

### LERA SOMMIER


### LERA SOMMIER ALTO



## FINITURA BASE COLLEZIONE LERA - LERA COLLECTION BASE FINISH



BIANCO RAL 9003  
WHITE RAL 9003



PANNA RAL 1013  
PANNA RAL 1013



SABLÉ




ORO SABBIA




ORO AMBRA  
AMBER GOLD




CHAMPAGNE




BRONZO SAFARI  
SAFARI BRONZE



BRONZO ANODIC  
ANODIC BRONZE



BRONZO  
BRONZE




MOKA




ARGENTO  
SILVER



ARDESIA



MANGANESE



GRAFITE  
GRAPHITE

## PLANE SOMMIER

ALESSIO GIOVANNETTI DESIGN



**Struttura:** Base in alluminio completamente smontabile con finitura, vernice a polvere, di colore Argento.

Pianale ortopedico in multistrato di betulla pantografato per permettere l'aerazione, spessore 16 mm, finitura naturale.

**Piedini:** plexiglass.

**Frame:** Fully detachable, aluminium base with powder-coated, silver-colour finish.


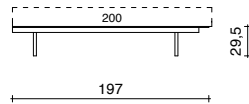
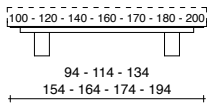
Orthopaedic base in pantographed birch plywood to allow ventilation, 16 mm thick with a natural finish.

**Feet:** plexiglass.



### MATERASSI / MATTRESSES:

L. 100 - 120 - 140 - 160 - 170 - 180 - 200 P. 200



ARGENTO  
SILVER

# SOMMIER BASIC E SOMMIER BASIC MAJOR

R&S DUOMO DESIGN



**Struttura:** Base in acciaio, fissa o smontabile, con piano letto a doghe di faggio e regolatori di rigidità o piano ortopedico optional. Imbottitura in poliuretano a densità differenziata, con ovatta sintetica e vellutino termolegato.

BASIC con fasce imbottite: h.9 cm - h.15 cm - h.20 cm - h.28 cm .

BASIC MAJOR con fasce imbottite h. 32 cm Base Contenitore con rete in alluminio Alu-Beds® smontabile. Altezza utile interna 17 cm e 22 cm.

Base con movimento elettrico, telecomando WI-FI e SMART, esclusa nelle fasce imbottite h.9 cm - h.15 cm.

**Piedini:** Alluminio lucido, legno finiture wengè, noce, ciliegio, alluminio e nero abs.

**Rivestimento:** Tessuto, eco-synthetich e pelle, sfoderabile.

**Cucitura:** Fondo teso velcrato.

**Frame:** Base in steel, fixed or detachable. Bed base in the firmness-adjustable beech slats or orthopaedic base, optional. Upholstered in polyurethane with differentiated density, with synthetic cotton wool and thermobonded velveteen.

BASIC with padded surround, heights: 9 cm, 15 cm, 20 cm or 28 cm.

BASIC MAJOR with padded surround, height: 32 cm.

Storage Base with detachable Alu-Beds® aluminum bed frame, available height inside: 17 cm and 22 cm.

Base with electric movements, WI-FI and SMART remote control, exclude padded surround, heights 9 cm or 15 cm.

**Feet:** Shiny aluminum, solid wood in the finishes wengè, walnut, cherry, aluminum and black in abs.

**Covering:** Fabric, eco-synthetic fabric and leather, removable.

**Seams:** Taut base cover with velcro.



## MATERASSI / MATTRESSES:

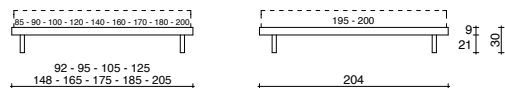
L. 85-90-100-120-140-160-170-180-200 P. 195-200

L. 85-90-100-120-140-160-170-180 P.195-200

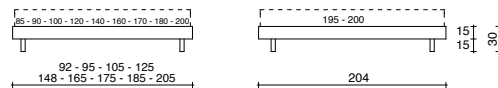
Base Contenitore e Base con movimento elettrico

Storage Base and Base with electric movements

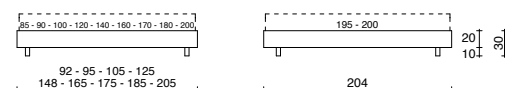
### BASIC FASCE IMBOTTITE H. 9 CM BASIC, PADDED SURROUND H. 9 CM



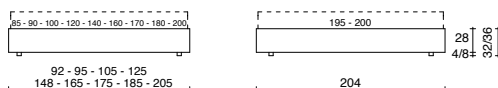
### BASIC FASCE IMBOTTITE H. 15 CM BASIC, PADDED SURROUND H. 15 CM



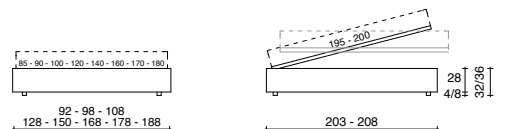
### BASIC FASCE IMBOTTITE H. 20 CM BASIC, PADDED SURROUND H. 20 CM



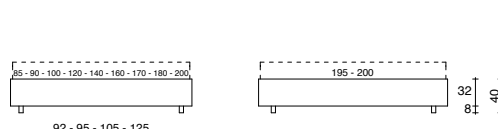
### BASIC FASCE IMBOTTITE H. 28 CM BASIC, PADDED SURROUND H. 28 CM



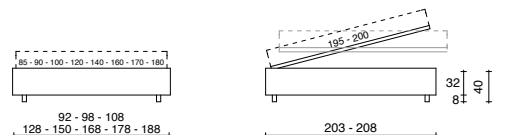
### BASIC BASE CONTENITORE A 1 APERTURA O A 2 POSIZIONI BASIC, SINGLE-OPENING OR DUAL-POSITION STORAGE BASE



### BASIC MAJOR FASCE IMBOTTITE H. 32 CM BASIC MAJOR, PADDED SURROUND H. 32 CM



### BASIC MAJOR BASE CONTENITORE A 1 APERTURA O A 2 POSIZIONI BASIC MAJOR, SINGLE-OPENING OR DUAL-POSITION STORAGE BASE



# SOMMIER GALA E SOMMIER GALA MAJOR

R&S DUOMO DESIGN



**Struttura:** Base in acciaio, fissa o smontabile, con piano letto a doghe di faggio e regolatori di rigidità o piano ortopedico optional. Imbottitura in poliuretano a densità differenziata, con ovatta sintetica e vellutino termolegato.

GALA con fasce imbottite: h.20 cm - h.27 cm.

GALA MAJOR con fasce imbottite h. 32 cm.

Base Contenitore con rete in alluminio Alu-Beds® smontabile. Altezza utile interna 17 cm e 22 cm.

Base con movimento elettrico, telecomando WI-FI e SMART.

**Piedini:** Legno finiture wengè, noce, ciliegio e nero in abs.

**Rivestimento:** Tessuto ed eco-synthetich sfoderabile.

**Cucitura:** Fondo libero con gala.

**Frame:** The base is in steel and is fixed or detachable. Bed base with firmness-adjustable beech slats or orthopaedic base optional. Upholstered in polyurethane, differentiated density with synthetic cotton wool and thermobonded velveteen.

SKIRT with padded surround, heights: 20 cm or 27 cm.

MAJOR SKIRT with padded surround, height: 32 cm.

Storage Base with detachable Alu-Beds® aluminium bed frame, available height inside: 17 cm or 22 cm.

Base with electric movements, WI.FI and SMART remote control.

**Feet:** Solid wood in the finishes wengè, walnut, cherry and black in abs.

**Covering:** Fabric and eco-synthetic fabric removable.

**Seams:** Loose base cover with skirt, folds on the corners.



## MATERASSI / MATTRESSES:

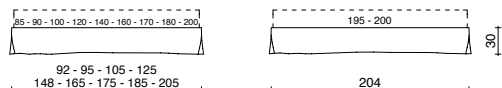
L. 85-90-100-120-140-160-170-180-200 P. 195-200

L. 85-90-100-120-140-160-170-180 P.195-200

Base Contenitore e Base con movimento elettrico

Storage Base and Base with electric movements

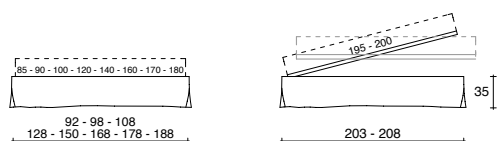
GALA H. 30 CM  
SKIRT H. 30 CM



GALA H. 35 CM  
SKIRT H. 35 CM



GALA BASE CONTENITORE A 1 APERTURA O A 2 POSIZIONI  
SKIRT, SINGLE-OPENING OR DUAL-POSITION STORAGE BASE

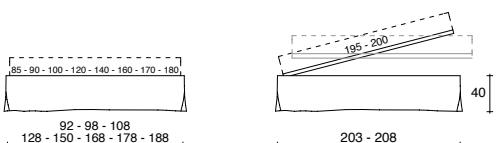


GALA MAJOR H. 40 CM  
MAJOR SKIRT H. 40 CM



GALA MAJOR BASE CONTENITORE A 1 APERTURA O A 2  
POSIZIONI

MAJOR SKIRT, SINGLE-OPENING OR DUAL-POSITION  
STORAGE BASE



# SOMMIER SPONDA LARGE

R&S DUOMO DESIGN



**Struttura:** Base in acciaio, fissa o smontabile, con piano letto a doghe di faggio e regolatori di rigidità o piano ortopedico optional. Imbottitura in poliuretano a densità differenziata, con ovatta sintetica e vellutino termolegato.

Base con fasce imbottite: h.15 cm - h.20 cm - h.25 - h.28 cm.

Base Contenitore con rete in alluminio Alu-Beds® smontabile. Altezza utile interna 14,5 cm.

Base con movimento elettrico, telecomando WI-FI e SMART, escluso nelle fasce imbottite h.15 cm.

**Piedini:** Alluminio lucido, legno finiture wengè, noce, ciliegio, alluminio e nero in abs.

**Rivestimento:** Tessuto, eco-synthetich e pelle, sfoderabile.

**Cucitura:** Fondo teso velcrato.

**Frame:** The base is in steel and is fixed or detachable. Bed base with firmness-adjustable beech slats or orthopaedic base optional. Upholstered in polyurethane, differentiated density, with synthetic cotton wool and thermobonded velveteen.

Bed frame with padded surround, heights: 15 cm, 20 cm, 25 cm or 28 cm.

Storage Base with detachable Alu-Beds® aluminum bed frame, available height inside: 14,5 cm.

Base with electric movements, WI-FI and SMART remote control, exclude padded surround in height 15 cm.

**Feet:** Skiny aluminium, solid wood in the finishes wengè, walnut, cherry, aluminum and black in abs.

**Covering:** Fabric, eco-synthetic fabric and leather, removable.

**Seams:** Taut base cover with velcro.



## MATERASSI / MATTRESSES:

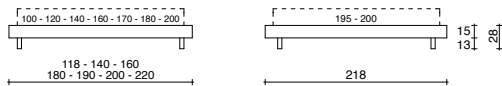
L. 100-120-140-160-170-180-200 P. 195 - 200

L. 100-120-140-160-170-180 P. 195 - 200

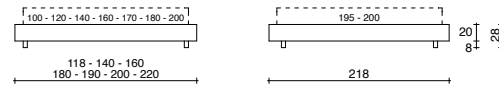
Base Contenitore e Base con movimento elettrico

Storage Base and Base with electric movements

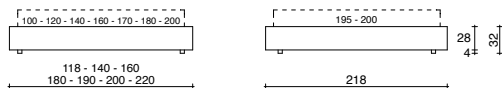
### FASCE IMBOTTITE H. 15 CM PADDED SURROUND H. 15 CM



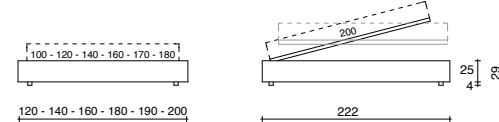
### FASCE IMBOTTITE H. 20 CM PADDED SURROUND H. 20 CM



### FASCE IMBOTTITE H. 28 CM PADDED SURROUND H. 28 CM



### BASE CONTENITORE A 1 APERTURA O A 2 POSIZIONI SINGLE-OPENING OR DUAL-POSITION STORAGE BASE



# SOMMIER SPONDA STONDATA

R&S DUOMO DESIGN



**Struttura:** Base in acciaio, fissa o smontabile, con piano letto a doghe di faggio e regolatori di rigidità o piano ortopedico optional. Imbottitura in poliuretano a densità differenziata, con ovatta sintetica e vellutino termolegato.

Base con fasce imbottite: h. 20 cm - h.27.

Base Contenitore con rete in alluminio Alu-Beds® smontabile. Altezza utile interna 17 cm.

Base con movimento elettrico, telecomando WI-FI e SMART.

**Piedini:** Legno finiture wengè, noce, teak, ciliegio, alluminio o laccato opaco bianco e beige Ral 1013.

**Rivestimento:** Tessuto, eco-synthetich e pelle, sfoderabile.

**Cucitura:** Fondo teso velcrato.

**Frame:** Base in steel, fixed or detachable. Bed base with firmness-adjustable beech slats, orthopaedic base optional. Upholstered in polyurethane, differentiated density with synthetic cotton wool and thermobonded velveteen.

Base with padded surround, heights: 20 cm or 27 cm.

Storage Base with detachable Alu-Beds® aluminum bed frame, available height inside: 17 cm.

Base with electric movements, WI-FI and SMART remote control.

**Feet:** Solid wood in the finishes wengè, walnut, teak, cherry, aluminum or painted in matt white and beige Ral 1013.

**Covering:** Fabric, eco-synthetic fabric and leather, removable.

**Seams:** Taut base cover with velcro.



## MATERASSI / MATTRESSES:

L. 100-120-140-160-170-180-200 P. 195-200

L. 100-120-140-160-170-180 P. 195-200

Base Contenitore e Base con movimento elettrico  
Storage Base and Base with electric movements

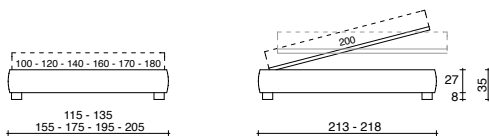
### FASCE IMBOTTITE H. 20 CM PADDED SURROUND H. 20 CM



### FASCE IMBOTTITE H. 27 CM PADDED SURROUND H. 27 CM



### BASE CONTENITORE A 1 APERTURA O A 2 POSIZIONI SINGLE-OPENING OR DUAL-POSITION STORAGE BASE



# WONDER SOMMIER

R&S DUOMO DESIGN



**Struttura:** Base in alluminio Alu-Beds®, completamente smontabile. Piano letto a doghe di faggio con regolatori di rigidità. Imbottitura in poliuretano a densità differenziata, con ovatta sintetica e vellutino termolegato.

Base Contenitore con rete in alluminio Alu-Beds® smontabile. Altezza utile interna 17 cm. WONDER SOMMIER: abbinamento perfetto con la Testiera Wonder (vedi dati tecnici pag. 290).

**Piedini:** Legno finiture wengè, noce e nero abs.

**Rivestimento:** Tessuto, eco-synthetich e pelle, sfoderabile.

**Cucitura:** Fondo libero con spacchetto.

**Frame:** The base is in Alu-Beds® aluminum and can be fully dismantled. Bed base with firmness-adjustable beech slats. Upholstered in polyurethane with differentiated density and covered with synthetic cotton wool and thermobonded velveteen.

Storage Base with detachable Alu-Beds® aluminum bed frame. Available height inside: 17 cm.

WONDER SOMMIER bed: perfect match with the Wonder Headboard (view technical data page 290).

**Feet:** Solid wood finishes wengè, walnut and black in abs.

**Covering:** Fabric, eco-synthetic fabric and leather, removable.

**Seams:** Loose base cover with slit.



## MATERASSI / MATTRESSES:

L. 90-100-120-140-160-170-180-200 P. 200

L. 90-100-120-140-160-170-180 P. 195-200

Base Contenitore / Storage Base

## WONDER SOMMIER

## BASE CONTENITORE A 1 APERTURA O A 2 POSIZIONI SINGLE-OPENING OR DUAL-POSITION STORAGE BASE

